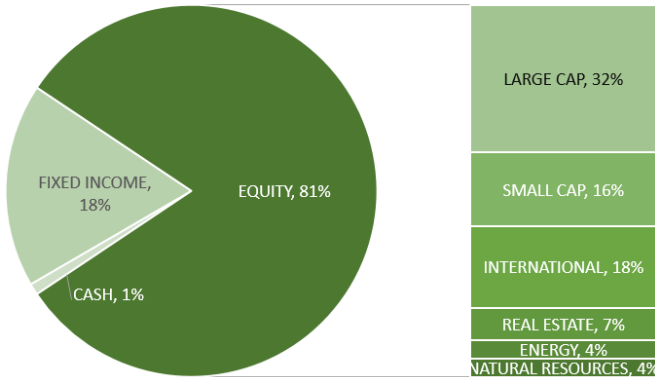


INVESTMENT POOLS

TARGET ALLOCATION



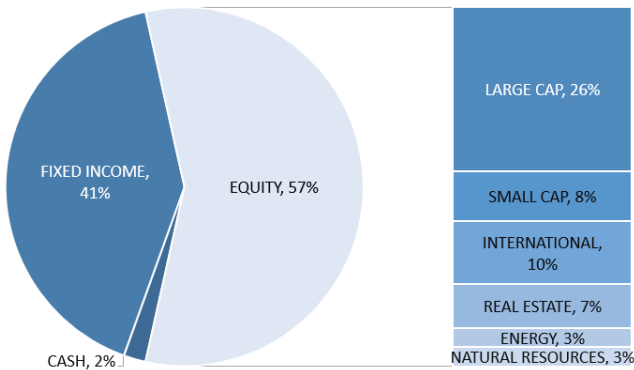
LONG TERM GROWTH POOL

Time Horizon | 10+ years
 Objective | To grow capital in excess of grant making and inflation
 Target Rate of Return | 5 yr CPI + Granting Rate + Admin Fee
 Total Pool Assets | \$21.5 million

ANNUALIZED RETURNS *as of December 31, 2021*

1 years	3 years	5 years	Inception
19.66%	16.57%	10.93%	10.67%

TARGET ALLOCATION



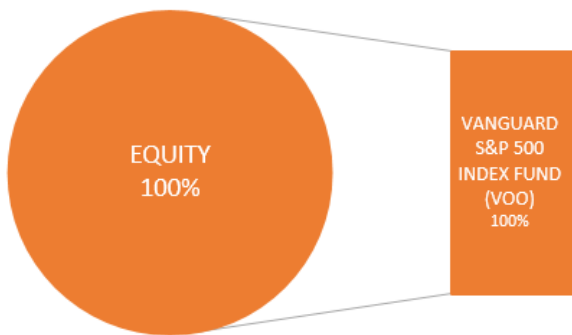
BALANCED POOL

Time Horizon | 5+ years
 Objective | To grow capital while providing some income or cash flow with moderate risk
 Target Rate of Return | 5 yr CPI + Granting Rate + Admin Fee
 Total Pool Assets | \$7.4 million

ANNUALIZED RETURNS *as of December 31, 2021*

1 years	3 years	5 years	Inception
13.93%	12.48%	8.45%	8.00%

TARGET ALLOCATION



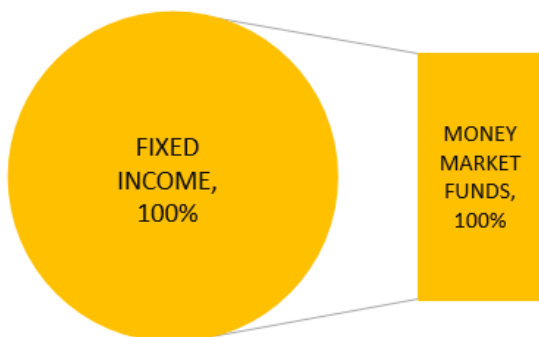
S&P 500 INDEX POOL

Time Horizon | 5+ years
 Objective | To grow capital while providing some income or cash flow with moderate risk
 Target Rate of Return | 5 yr CPI + Granting Rate + Admin Fee
 Total Pool Assets | \$1.25 million

ANNUALIZED RETURNS *as of December 31, 2021*

1 years	3 years	5 years	Inception
23.30%	20.64%	16.73%	11.50%

TARGET ALLOCATION



CAPITAL PRESERVATION POOL

Time Horizon | 0-3 years
 Objective | Stability of Principal
 Target Rate of Return | 5 yr CPI
 Total Pool Assets | \$10.25 million

ANNUALIZED RETURNS *as of December 31, 2021*

1 years	3 years	5 years	Inception
0.26%	0.68%	0.78%	0.78%