



# LONG TERM GROWTH POOL

Time Horizon: 10+ years

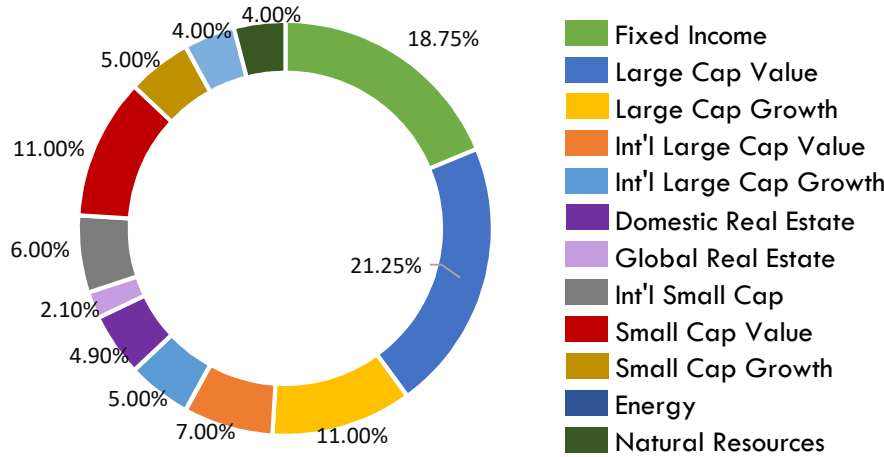
Primary Objective: Provide stability in annual grant making ability

Secondary Objective: Maintain purchasing power of current assets and all future contributions

Target Rate of Return: 5 yr CPI + Grantmaking Rate + Admin Fee

Total Pool Assets: \$21.5 million

## ASSET ALLOCATION



## EXPENSE RATIO

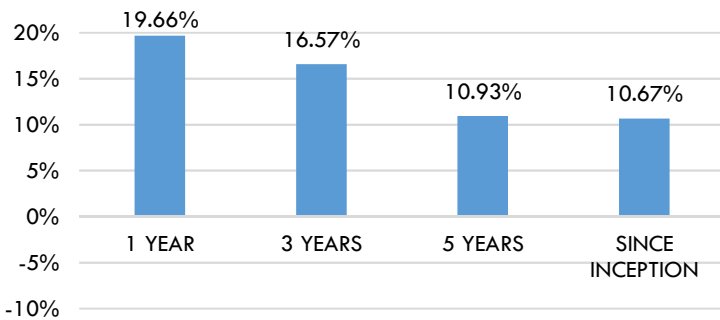
Mutual Fund & ETF Fees	0.275%
Investment Advisory Fees	0.324%
Transaction Expenses	0.001%
<b>Total Expense Ratio</b>	<b>0.600%</b>

## TOP HOLDINGS

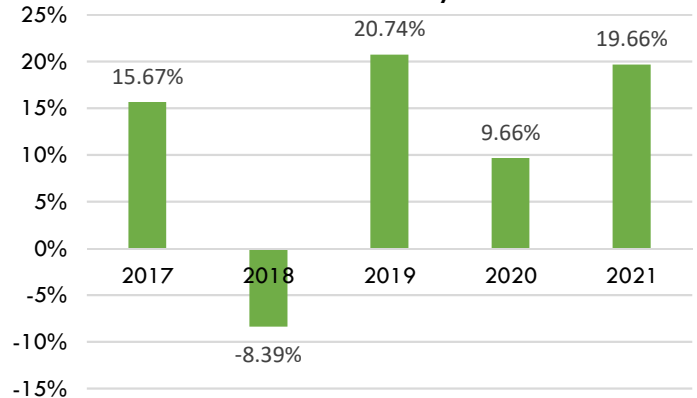
Washington Mutual Investors	7.74%
Vanguard Small Cap Val ETF	7.23%
iShares Tr Ednge MSCI Val ETF	7.14%
Vanguard Value Index Fund	6.17%
Vanguard REIT Index Fund	5.02%

## HISTORICAL RETURNS

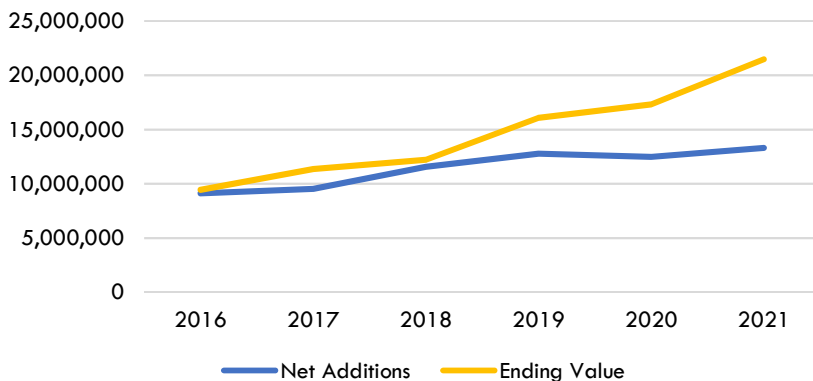
Net Investment Returns  
as of December 31, 2021



Investment Returns by Year



## ASSET GROWTH



## INVESTMENT ADVISORS



## INVESTMENT CUSTODIAN

