



# LONG TERM GROWTH POOL

Time Horizon: 10+ years

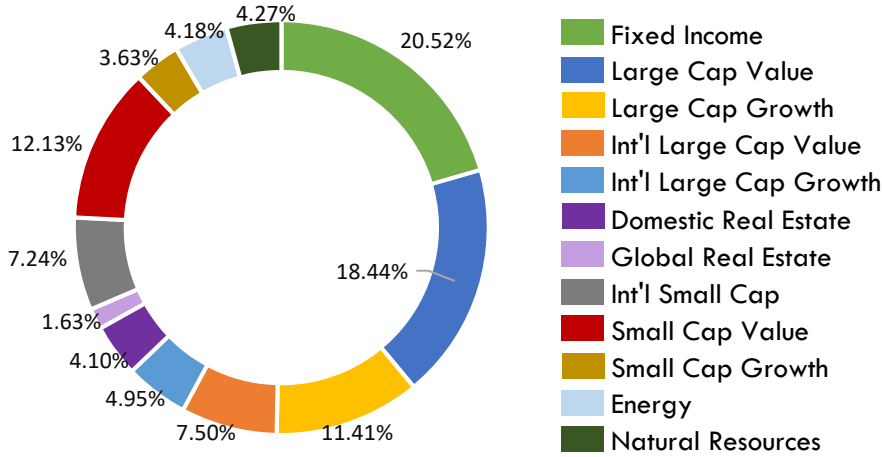
Primary Objective: Provide stability in annual grant making ability

Secondary Objective: Maintain purchasing power of current assets and all future contributions

Target Rate of Return: 5 yr CPI + Grantmaking Rate + Admin Fee

Total Pool Assets: \$29.7 million

## ASSET ALLOCATION



## EXPENSE RATIO

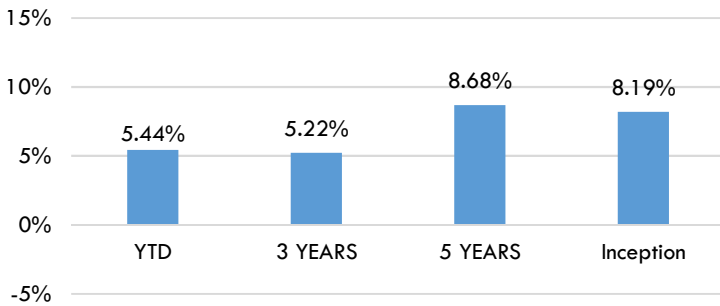
Mutual Fund & ETF Fees	0.292%
Investment Advisory Fees	0.313%
Transaction Expenses	0.000%
<b>Total Expense Ratio</b>	<b>0.605%</b>

## TOP HOLDINGS

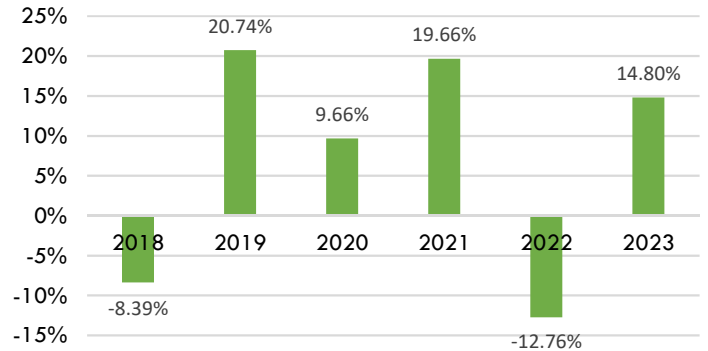
Vanguard Small Cap Val Index	7.77%
Washington Mutual Investors	6.39%
Vanguard Value Index Fund	6.13%
iShares Trust MSCI Value	5.83%
Vanguard Energy Index	4.38%

## HISTORICAL RETURNS

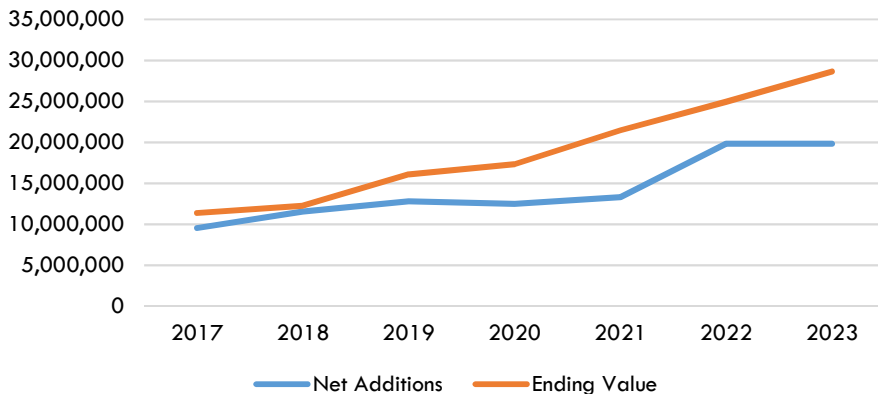
Annualized Returns  
as of Dec 31, 2023



Investment Returns by Year



## ASSET GROWTH



## INVESTMENT ADVISORS



## INVESTMENT CUSTODIAN

